

3A




Rear Sprocket Mounting Drum Assembly Removal and Installation

Refer to [Rear Wheel Assembly Removal and Installation](#).

[Reference: Drive Chain Related Components](#)

Removal

- 1) Remove the rear sprocket mounting drum assembly (1).



- 2) Remove the retainer (1).




Installation

[Reference: Rear Sprocket Mounting Drum / Sprocket Inspection](#)


- 1) Apply grease to the retainer (1).

"A": Grease 99000-25011 (SUZUKI SUPER GREASE A)



- 2)** Apply grease to the contacting surface between the rear wheel hub and the rear sprocket mounting drum.

"A": Grease 99000-25011 (SUZUKI SUPER GREASE A)



- 3)** Install the rear sprocket mounting drum assembly to the rear wheel assembly.